

TOTAL EMPLOYMENT

THE UK GAS UTILISATION INDUSTRY EMPLOYED:



CHANGE 2018 TO 2022 +25%

CHANGE 2021 TO 2022 +12%

% OF VACANCIES THAT ARE SKILLS SHORTAGES 2021:

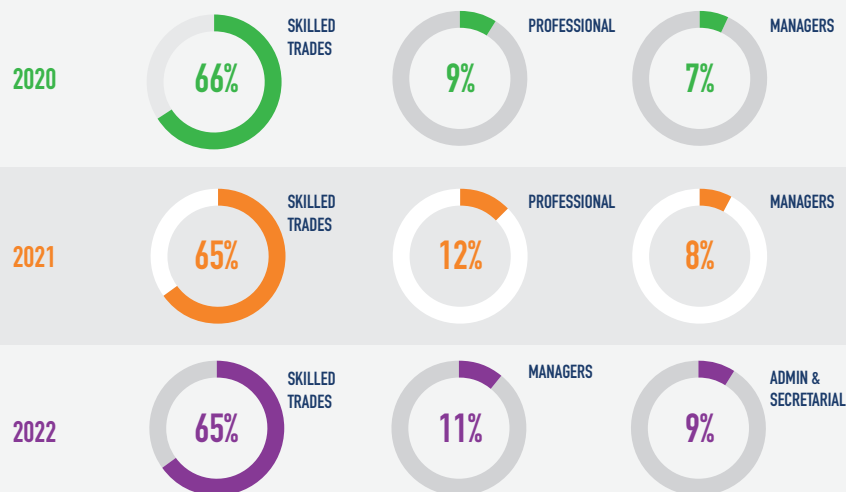


Data from the 2021 UK Employer Skills Survey is not available for this industry. In 2019, the proportion was 33%

Business Register and Employment Survey, 2022 (ONS & NISRA)

UK Employer Skills Survey, Department for Education

TOP THREE OCCUPATIONAL GROUPS



Energy & Utility Skills' estimate based on Labour Force Survey (ONS) 4-quarter average (January-December 2022)

FORECAST NUMBER OF NEW PEOPLE NEEDED IN THE WORKFORCE BY 2030*

* Due to rounding, the total may not equal the sum of all occupations



PERCENTAGE OF GAS UTILISATION INDUSTRY WORKFORCE - FEMALE

% OF WORKFORCE FEMALE



2021-2022 ▲ Sector: +18% ↔ UK: 0%
 2018-2022 ▲ Sector: +63% ▲ UK: +2%

MANAGERS, DIRECTORS AND SENIOR OFFICIALS



2021-2022 ▼ Sector: -4% ▲ UK: +3%
 2018-2022 ↔ Sector: 0% ▲ UK: +8%

PROFESSIONAL OCCUPATIONS



2021-2022 ▲ Sector: +15% ▲ UK: +5%
 2018-2022 ▼ Sector: -70% ▲ UK: +1%

ASSOCIATE PROFESSIONAL AND TECHNICAL OCCUPATIONS



2021-2022 ▲ Sector: +31% ▼ UK: -5%
 2018-2022 ▲ Sector: +9% ▲ UK: +10%

ADMINISTRATIVE AND SECRETARIAL OCCUPATIONS



2021-2022 ▲ Sector: +1% ▲ UK: +4%
 2018-2022 ▲ Sector: +7% ▼ UK: -1%

SKILLED TRADES OCCUPATIONS



2021-2022 ▼ Sector: -6% ▼ UK: -6%
 2018-2022 ▲ Sector: +62% ▲ UK: +17%

SALES AND CUSTOMER SERVICE OCCUPATIONS



2021-2022 ▲ Sector: +4% ▲ UK: +2%
 2018-2022 ▲ Sector: +6% ▼ UK: -2%

PROCESS, PLANT AND MACHINE OPERATIVES



2021-2022 ↔ Sector: 0% ▲ UK: +1%
 2018-2022 ▼ Sector: -100% ▲ UK: +13%


ELEMENTARY OCCUPATIONS



2021-2022 ▼ Sector: -14% ▲ UK: +2%
 2018-2022 ▲ Sector: +13% ▲ UK: +1%

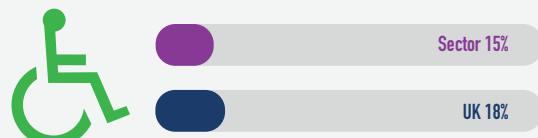
Energy & Utility Skills' estimate based on Labour Force Survey (ONS) 4-quarter average (January-December 2022)

PERCENTAGE OF GAS UTILISATION WORKFORCE - ETHNIC MINORITY



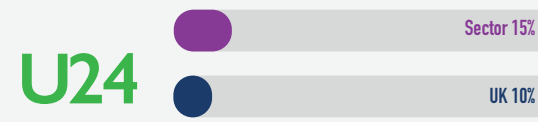
2021-2022 ▲ Sector: +25% ▲ UK: +8%
 2018-2022 ▲ Sector: +32% ▲ UK: +17%

PERCENTAGE OF GAS UTILISATION WORKFORCE - DISABLED



2021-2022 ▲ Sector: +36% ▲ UK: +6%
 2018-2022 ▲ Sector: +44% ▲ UK: +22%

PERCENTAGE OF GAS UTILISATION WORKFORCE - AGED 16-24



2021-2022 ▲ Sector: +36% ▼ UK: -9%
 2018-2022 ▲ Sector: +33% ▼ UK: -15%

PERCENTAGE OF GAS UTILISATION WORKFORCE - 60+



2021-2022 ▲ Sector: +30% ↔ UK: 0%
 2018-2022 ▲ Sector: +13% ▲ UK: +10%

PERCENTAGE OF GAS UTILISATION WORKFORCE - EU NATIONALS



2021-2022 ↔ Sector: 0% ↔ UK: 0%
 2018-2022 ▼ Sector: -52% ▼ UK: -1%

PERCENTAGE OF GAS UTILISATION WORKFORCE - NON-EU NATIONALS



2021-2022 ▲ Sector: +50% ▲ UK: +20%
 2018-2022 ▲ Sector: +200% ▲ UK: +54%